



Index	Previous Close	Open	High	Low	Close	Change	Change%
BSESENSEX	37576.62	36950.20	36950.20	29388.97	34103.48	-3473.14	-9.24
NIFTY 50	10989.45	10742.05	10751.55	8555.15	9955.20	-1034.25	-9.41

HIGHEST EVER WEEKLY FALL

Indian equity benchmark ended on a lower note in the week ended 13 March, 2020. Key indices were negative in two out of four trading sessions of the week. The S&P BSE Sensex down by 3473.14 points or 9.24% to settle at 34103.48 in the week ended 13 March, 2020. The CNX Nifty down by 1034.25 points or 9.41% to settle at 9955.20. The BSE Mid Cap index lost 1588.75 points or 11.17% to settle at 12638.74. The BSE Small Cap index was down by 1568.56 points or 11.77% to settle at 11761.22.

Top Gainers			
Name	Closing Pr.	Previous Pr.	%Ch
VODAIDEA	5.60	3.30	69.70
YES BANK	25.55	16.15	58.20
BANCO PRO	102.30	83.85	22.00
BHARTI INFRA	227.25	203.70	11.56
SCI	42.75	39.40	8.50

Top Losers			
Name	Closing Pr.	Previous Pr.	%Ch
FUT SUPPLY	227.20	381.35	-40.42
WEL CORP	98.65	155.45	-36.54
IB HSG	163.60	254.50	-35.72
VARROC	232.80	358.70	-35.10
ADF FOODS	164.05	241.05	-31.94

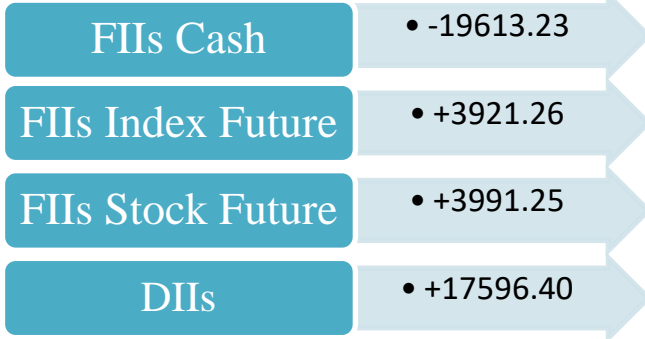
MARKET STATS

Most Active (by value)			
Name	Value	Pr.	Qty
REL INDUS	13999.00	1105.30	126653.36
SBI	10832.29	242.00	447615.33
HDFC BANK	10446.76	1069.80	97651.50
ICICI BANK	8537.43	447.20	190908.51
HDFC LTD	7246.10	2066.80	35059.51

Most Active (by volume)			
Name	Value	Pr.	Qty
YES BANK	4485.88	25.55	1755724.80
SBI	10832.29	242.00	447615.33
TATA MOT	3970.57	89.75	442403.20
ONGC LTD	1973.28	65.90	299435.23
ICICI BANK	8537.43	447.20	190908.51



INSTITUTIONAL NET POSITION



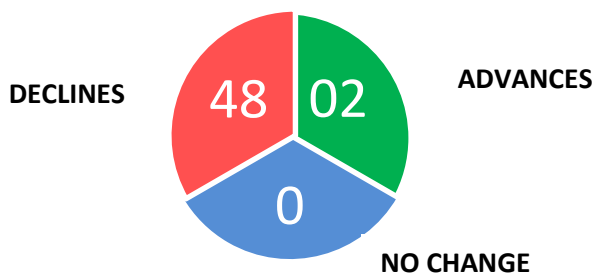
Fear & panic drags Bourses on Monday, 09 March 2020. Sensex was down 1914.67 points or 5.17% to close at 35634.95 levels. On Tuesday, 10 March 2020, Markets were shut on account of Holi. Wednesday, 11 March 2020, Market ended on a flat note after witnessing heavy volatility; Sensex gained 62.45 points or 0.18% to 35697.40. Markets closed on a red note on Thursday, 12 March 2020, Sensex lost 2919.26 points or 8.18% to settle at 32778.14. On Friday, 13 March 2020, the morning session witnessed lower circuit whereas the noon session saw bulls in action as markets shut the day in green; Sensex gained 1325.34 points or 4.04% to settle at 34103.48.

Company Name	Quantity	Trade Price
ADF Foods Limited	1,50,000	154.51
Ajmera Realty	2,06,000	81.62
Justdial Ltd.	3,31,590	394.32
NCC Limited	MULTIPLE	21-31
Eveready Inds. Ind. Ltd.	4,08,456	65
Indiabulls Hsg Fin Ltd	MULTIPLE	155-218
Indian Energy Exc Ltd	38,56,147	144.34

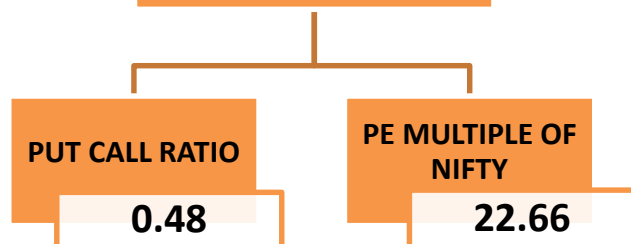


BULK & BLOCK

NIFTY MARKET BREADTH - NEGATIVE



RATIO ANALYSIS



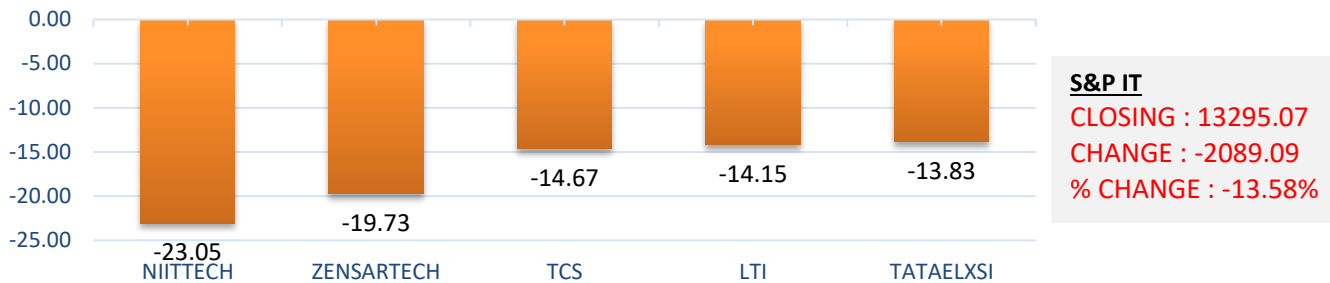


NEWS BULLETIN

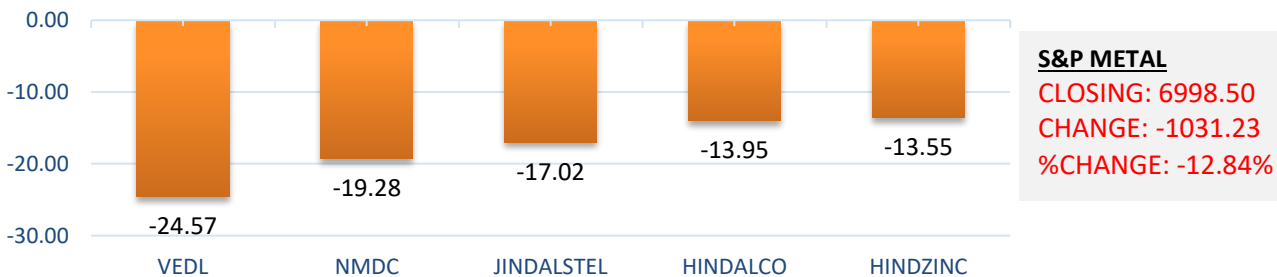
- Transformers and Rectifiers (India) has received order for supply and service of Transformers amounting to Rs 130 crore from **Power Grid Corporation of India**. With this order, the company's order book as on date stands around Rs 1175 crore.
- **PPAP Automotive** has received an award from ISUZU Motors India in the category of 'On Time Development' in their Supplier meet 2020.
- **RITES** has secured a consulting work award with fee income of Rs 60 crore from the Government of Kerala for conducting Independent Quality Audit for Kerala Infrastructure Investment Fund Board (KIIFB) projects. The period of execution is likely to span over 21 months.
- **Wipro** has entered into global strategic partnership with PLEXIS Healthcare Systems. This partnership will enable a streamlined, efficient, accurate and integrated plan administration solution to support healthcare payers and plan sponsors worldwide.

MAJOR DRIVING SECTORS

MARKET DRIVING SECTOR : IT



MARKET DRIVING SECTOR : METAL



[For Disclosure & Disclaimer, click here](#)