



Index	Previous Close	Open	High	Low	Close	Change	Change%
SENSEX	38963.26	38719.33	38835.54	37370.39	37462.99	-1500.27	-3.85
NIFTY	11712.25	11605.8	11657.05	11251.05	11278.90	-433.35	-3.70

## MASSACRE IN STOCK MARKET THIS WEEK

Indian equity benchmark ended on a negative note in the week ended 10<sup>th</sup> May, 2019. Key indices were negative in all trading sessions of the week. The S&P BSE Sensex lost 1500.27 points or 3.85% to settle at 37462.99 in the week ended 10<sup>th</sup> May 2019. The CNX Nifty lost 433.35 points or 3.70% to settle at 11278.9. The BSE Mid Cap index lost 393.59 points or 2.66% to settle at 14389.76. The BSE Small Cap index lost 442.42 points or 3.04% to settle at 14105.73.

Top Gainers			
Name	Closing Pr.	Previous Pr.	%Ch
PCJEWELLER	127.4	109.5	16.35
63MOONS	174.95	151.55	15.44
SOLARA	431.1	379.25	13.67
PNBHOUSING	785.85	698.35	12.53
JETAIRWAYS	151.75	135.5	11.99

Top Losers			
Name	Closing Pr.	Previous Pr.	%Ch
EVEREADY	86.75	108.70	-20.19
DHFL	116.40	141.30	-17.62
COX&KINGS	102.50	121.75	-15.81
ASTRON	82.95	98.15	-15.49
BIRLACABLE	115.60	134.85	-14.28

## MARKET STATS

Most Active (by value)			
Name	Qty	Pr.	Value
PCJEWELLER	203750.29	127.40	2595.78
DHFL	141975.66	116.40	1652.60
JETAIRWAYS	105115.54	151.75	1595.13
VOLTAS	22814.68	580.05	1323.37
FEDERALBNK	129797.98	97.00	1259.04

Most Active (by volume)			
Name	Qty	Pr.	Value
IDEA	709925.82	14.05	997.45
RPOWER	409447.97	6.15	251.81
SUZLON	238016.91	6.40	152.33
PCJEWELLER	203750.29	127.40	2595.78
DHFL	141975.66	116.40	1652.60



## INSTITUTIONAL NET POSITION



FII's Cash	• -4195.63
FII's Index Future	• -5870.45
FII's Stock Future	• -2086.09
DII's	• +2887.01

On Monday, 06th May 2019 benchmarks remained under pressure throughout the session and ended with losses of around a percent. Sensex down 362.92 points or 0.93% to close at 38600.34. Selling in last hour of trade dragged markets lower on Tuesday, 07th May 2019; Sensex down 323.71 points or 0.84% to close at 38726.63. Indices extended their sluggish run on Wednesday, 08th May 2019. Sensex down 487.50 points or 1.27% to close at 37789.13. Indian equity benchmarks ended Thursday, 09<sup>th</sup> May 2019 trade on pessimistic note, Sensex lost 230.22 points or 0.61% to close at 37558.91. Friday, 10<sup>th</sup> May 2019 bears continued to occupy the market as Sensex lost 95.92 points or 0.26 % to close at 37462.99.

Company Name	Quantity	Trade Price
DHFL	Multiple	116- 134
Reliance Capital Ltd	Multiple	115- 129
Zee Entertainment Ltd	8600000	342
PCJ	Multiple	117- 127
Mindtree	Multiple	979- 980
JetAirways	Multiple	128- 154
CG Power	Multiple	36- 40

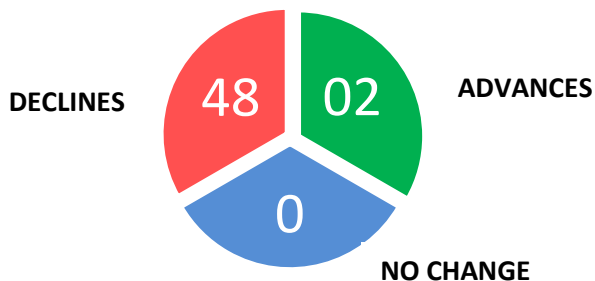


**BULK & BLOCK**

## WEEKLY RECOMMENDED STOCK DEALS

S.NO.	PARTICULARS	ACTION	PRICE	STOP LOSS	TARGET
1	NIITECH	BUY	1245	1228	1268, 1285
2	CIPLA	BUY	552	544	564-568

### NIFTY MARKET BREADTH - NEGATIVE



### RATIO ANALYSIS



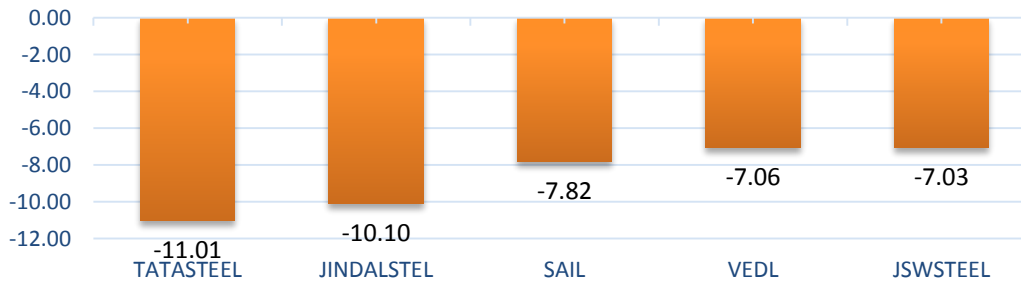


## NEWS BULLETIN

- **Larsen & Toubro** has reported marginal fall of 2.77% in its net profit at Rs 2,377.42 crore for the quarter under review as compared to Rs 2,445.22 crore for the same quarter in the previous year.
- **Strides Pharma Science** has reported a fall of 87.01% in its net profit at Rs 98.82 crore for the quarter ended March 31, 2019 as compared to Rs 760.54 crore for the same quarter in the previous year.
- **Voltas** has reported a fall of 29.34% in its net profit at Rs 125.21 crore for the quarter ended March 31, 2019 as compared to Rs 177.21 crore for the same quarter in the previous year.
- **South Indian Bank** has reported a fall of 38.20% in its net profit at Rs 70.51 crore for the quarter ended March 31, 2019, as compared to Rs 114.10 crore for the same quarter in the previous year.
- **Qess Corp** has completed the acquisition of 100% equity in Greenpiece landscape India. Consequently, Greenpiece has become a wholly owned Subsidiary of Qess.

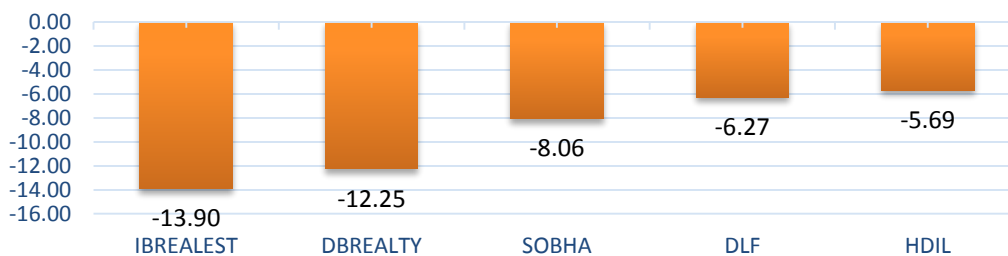
# MAJOR DRIVING SECTORS

## MARKET DRIVING SECTOR : METAL



**S&P METAL INDEX**  
CLOSING : 10701.18  
CHANGE : -793.18  
% CHANGE : -6.90%

## MARKET DRIVING SECTOR : REALTY



**S&P REALTY INDEX**  
CLOSING : 1943.7  
CHANGE : -97.63  
%CHANGE : -4.78%

[For Disclosure & Disclaimer, click here](#)