



Index	Previous Close	Open	High	Low	Close	Change	Change%
SENSEX	39434.72	39536.23	40122.34	39353.16	39714.20	+279.48	+0.71
NIFTY	11844.10	11855.50	12039.25	11812.40	11922.80	+78.70	+0.66

TSU-NAMO CONTINUES IN MARKET

Indian equity benchmark ended on a positive note in the week ended 31stMay, 2019. Key indices were positive in three out of five trading sessions of the week. The S&P BSE Sensex up 279.48 points or 0.71% to settle at 39,714.20 in the week ended 31stMay 2019. The CNX Nifty rose 78.70 points or 0.66% to settle at 11,922.80. The BSE Mid Cap index gained 150.94 points or 1.01% to settle at 15,096.18. The BSE Small Cap index gained 167.48 points or 1.14% to settle at 14,867.04.

Top Gainers			
Name	Closing Pr.	Previous Pr.	%Ch
CAMLINFINE	57.30	44.70	28.19
SYMPHONY	1524.25	1199.10	27.12
ADANIGAS	164.85	136.00	21.21
WSTCSTPAPR	273.35	230.50	18.59
XPROINDIA	36.55	31.35	16.59

Top Losers			
Name	Closing Pr.	Previous Pr.	%Ch
MANPASAND	51.45	110.10	-53.27
5PAISA	240.05	351.65	-31.74
PCJEWELLER	77.10	104.40	-26.15
AKSHOPTFBR	13.40	17.70	-24.29
SCHAND	111.10	132.30	-16.02

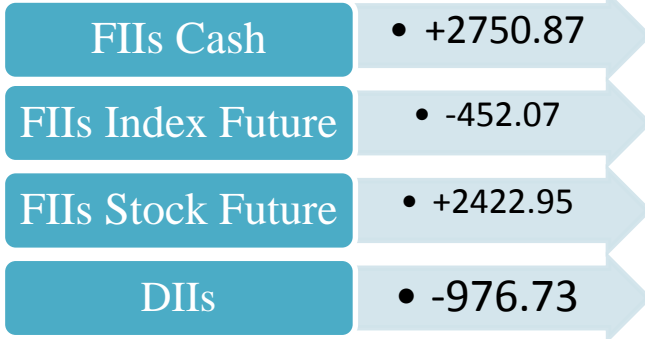
MARKET STATS

Most Active (by value)			
Name	Qty	Pr.	Value
JUSTDIAL	36247.26	765.60	2775.09
INDIGO	14874.09	1676.30	2493.34
ICICIGI	20474.01	1176.50	2408.77
PNB	245389.26	80.65	1979.06
PCJEWELLER	231313.65	77.10	1783.43

Most Active (by volume)			
Name	Qty	Pr.	Value
IDEA	745040.51	13.95	1039.33
RPOWER	378095.30	7.45	281.68
SUZLON	287280.38	5.45	156.57
PNB	245389.26	80.65	1979.06
PCJEWELLER	231313.65	77.10	1783.43



INSTITUTIONAL NET POSITION



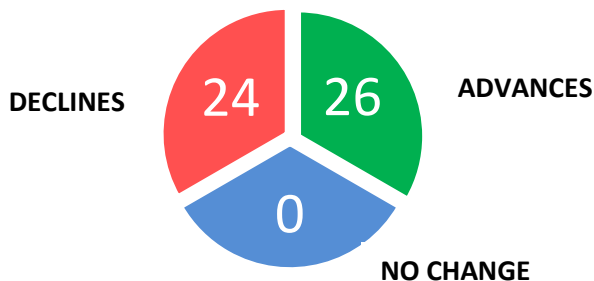
On Monday, 27th May 2019 bulls held tight grip on the market with Sensex gained 248.57 points or 0.63% to close at 39683.29. Indian equity benchmarks continued to be in green on Tuesday, 28th May 2019; Sensex remained flat with 66.44 points or 0.17% to close at 39749.73. Indian equity benchmarks halted three days rally on Wednesday, 29th May 2019, with Sensex and Nifty losing more than half a percent each. Sensex down 247.68 points or 0.62% to close at 39502.05. Bears expired on expiry session on Thursday, 30th May 2019. Sensex gained 329.92 points or 0.84% to close at 39831.97. Friday, 31st May 2019 bears came back in picture as Sensex lost 117.77 points or 0.30% to close at 39714.20.

Company Name	Quantity	Trade Price
BEML	Multiple	999.5-1000.25
Cadilahc	5460159	258.21
DHFL	Multiple	113.16-117.9
ICICIGI	2745585	1149.16
PC Jewellers	Multiple	76.7-100.45
TVS Electronics Limited	1,59,481	206.61
Mangalam Cement	503797	255



BULK & BLOCK

NIFTY MARKET BREADTH - NEGATIVE



RATIO ANALYSIS



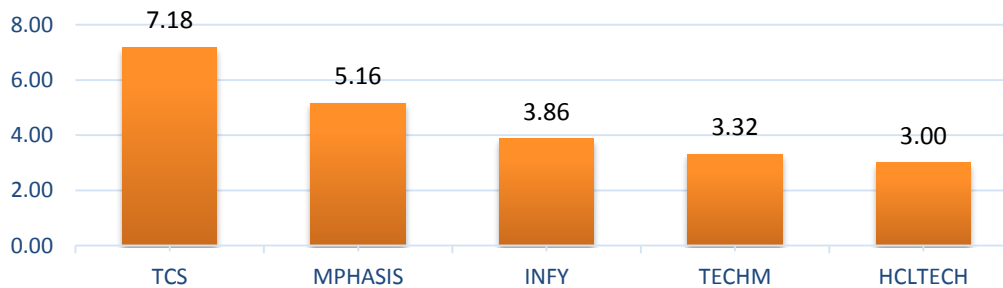


NEWS BULLETIN

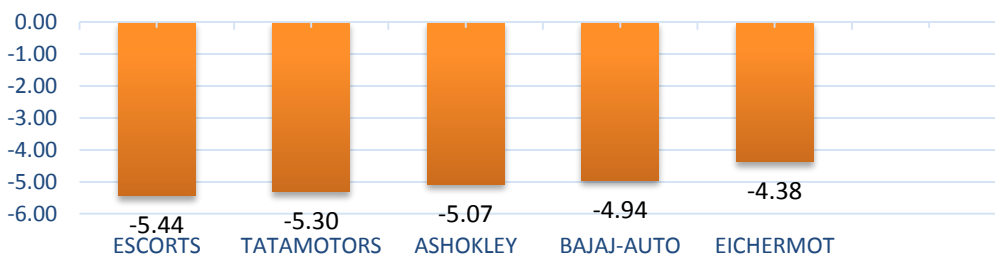
- **PC Jeweller** has reported a net loss of Rs.376.80 crore for the quarter ended March 31, 2019 against net profit of Rs 118.28 crore for the same quarter in the previous year.
- **ONGC** has reported a fall of 31.62% in its net profit at Rs 4,044.60 crore for the quarter ended March 31, 2019 as compared to Rs 5,915.12 crore for the same quarter in the previous year.
- **Power Grid Corporation of India** has reported a rise of 51.91% in its net profit at Rs 3,053.96 crore for the quarter ended March 31, 2019 as compared to Rs 2,010.31 crore for the same quarter in the previous year.
- **BITES** has reported a rise of 70.18% in its net profit at Rs 131.82 crore for the quarter ended March 31, 2019 as compared to Rs 77.46 crore for the same quarter in the previous year.
- **Coal India** has reported a fall of 52.16% in its net profit at Rs 4,315.66 crore for the quarter ended March 31, 2019 as compared to Rs 9,021.22 crore for the same quarter in the previous year.

MAJOR DRIVING SECTORS

MARKET DRIVING SECTOR : IT



S&P IT
CLOSING :15781.62
CHANGE : +659.16
% CHANGE : +4.36%



S&P AUTO
CLOSING : 18445.99
CHANGE : -613.91
%CHANGE : -3.22%

[For Disclosure & Disclaimer, click here](#)